


# A Current Glance at Women in the Law January 2017



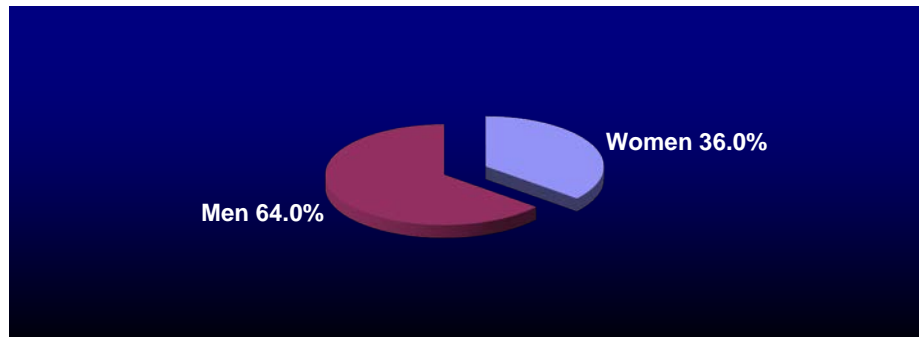
American Bar Association - Commission on Women in the Profession  
321 N. Clark Street, Chicago, IL 60654

Phone: 312-988-5715 • Email: [abacwp1@americanbar.org](mailto:abacwp1@americanbar.org) • Website: [www.americanbar.org/women](http://www.americanbar.org/women)



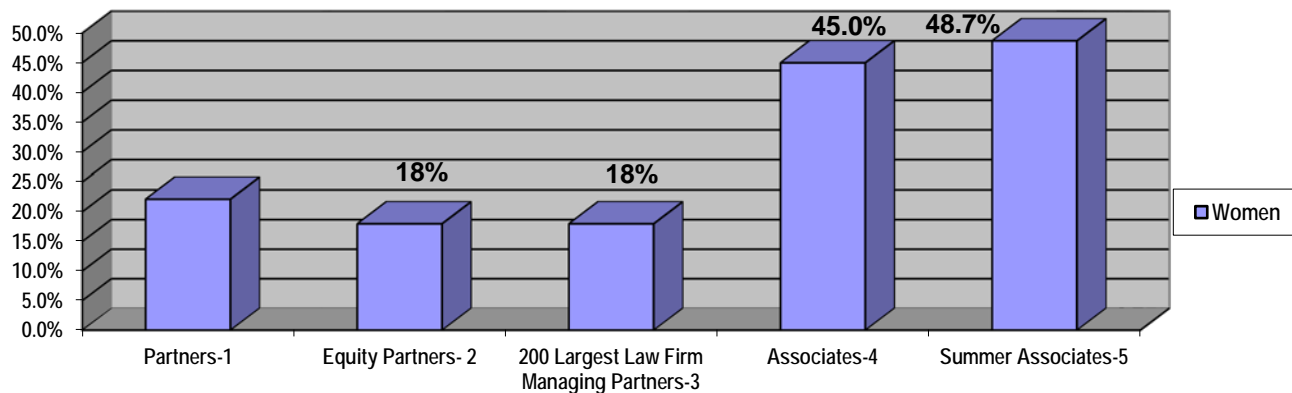
Copyright 2017 © by the American Bar Association. This information or any or portion thereof may not be copied or disseminated in any form or by any means or stored in an electronic database or retrieval system without the express written consent of the American Bar Association.

## Women in the Legal Profession



American Bar Association Market Research Department, April, 2016.

## Women in Private Practice



<sup>1</sup> *2016 Report on Diversity in U.S. Law Firms*. National Association for Law Placement, January, 2017. [www.nalp.org/uploads/2016NALPReportonDiversityinUSLawFirms.pdf](http://www.nalp.org/uploads/2016NALPReportonDiversityinUSLawFirms.pdf)

<sup>2</sup> *Report of the Ninth Annual National Survey on Retention and Promotion of Women in Law Firms*. National Association of Women Lawyers and NAWL Foundation, October 2015. [www.nawl.org/p/cm/ld/fid=82#surveys](http://www.nawl.org/p/cm/ld/fid=82#surveys)

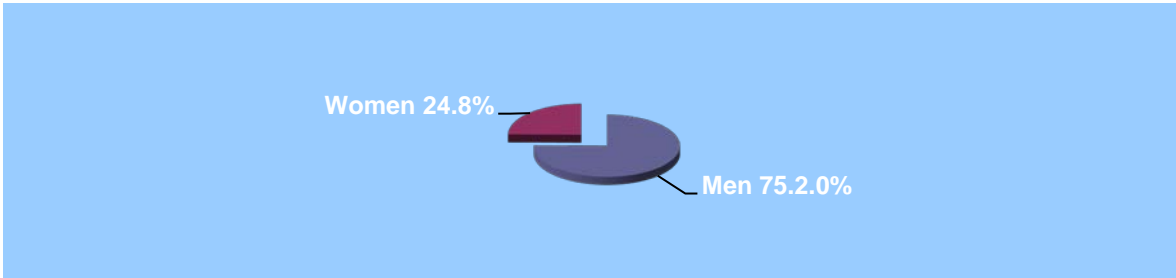
<sup>3</sup> *Report of the Ninth Annual National Survey on Retention and Promotion of Women in Law Firms*. National Association of Women Lawyers and NAWL Foundation, October 2015. This figure represents the 25 firms that reported having a single managing partner. [www.nawl.org/p/cm/ld/fid=82#surveys](http://www.nawl.org/p/cm/ld/fid=82#surveys)

<sup>4</sup> *2016 Report on Diversity in U.S. Law Firms*. National Association for Law Placement, January, 2017. [www.nalp.org/uploads/2016NALPReportonDiversityinUSLawFirms.pdf](http://www.nalp.org/uploads/2016NALPReportonDiversityinUSLawFirms.pdf)

<sup>5</sup> *2016 Report on Diversity in U.S. Law Firms*. National Association for Law Placement, January, 2017. [www.nalp.org/uploads/2016NALPReportonDiversityinUSLawFirms.pdf](http://www.nalp.org/uploads/2016NALPReportonDiversityinUSLawFirms.pdf)

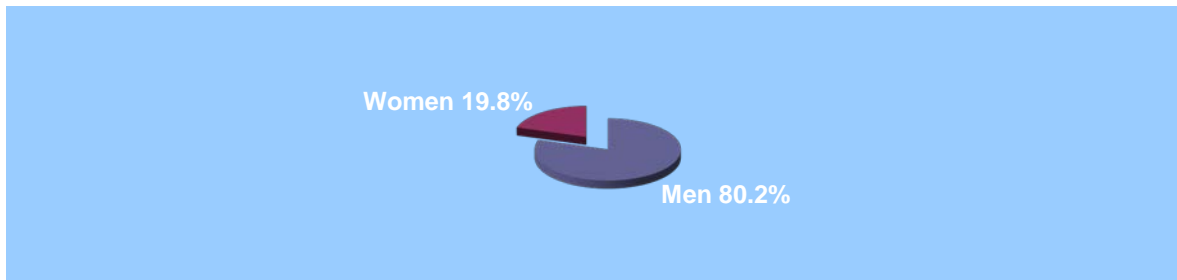
# Women in Corporations

## Fortune 500 General Counsel



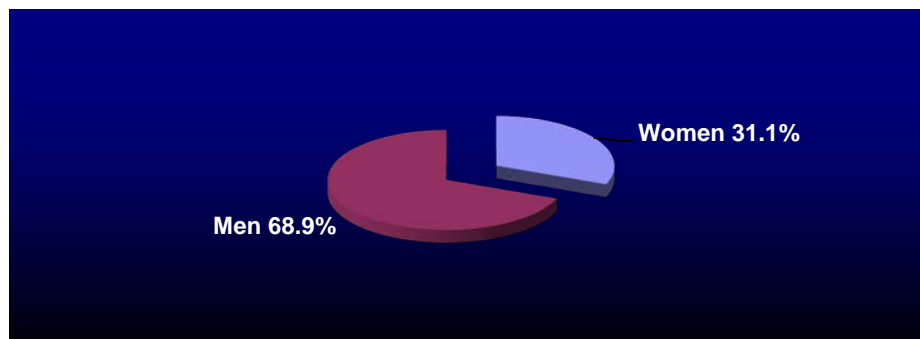
MCCA's 17<sup>th</sup> Annual General Counsel Survey: *Breaking Barriers, One Person at a Time*. Minority Corporate Counsel Association, November/ December 2016.  
[www.diversityandthebardigital.com/datb/november\\_december\\_2016?pg=21#pg22](http://www.diversityandthebardigital.com/datb/november_december_2016?pg=21#pg22)

## Fortune 501-1000 General Counsel



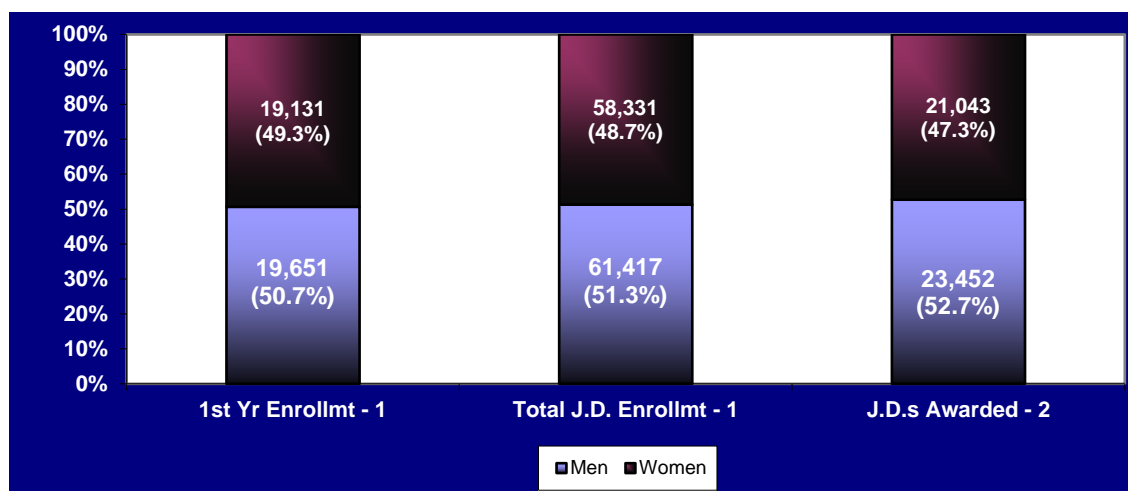
MCCA's 17<sup>th</sup> Annual General Counsel Survey: *Breaking Barriers, One Person at a Time*. Minority Corporate Counsel Association, November/ December 2016.  
[www.diversityandthebardigital.com/datb/november\\_december\\_2016?pg=26#pg26](http://www.diversityandthebardigital.com/datb/november_december_2016?pg=26#pg26)

## Law School Administration - Deans



Association of American Law Schools (January 13, 2016). This represents 183 deans at AALS member schools, three of which have two co-deans each, and includes permanent and interim deans.

## Women in Law Schools



<sup>1</sup>Enrollment and Degrees Awarded, 2014-2015 Academic Year. American Bar Association Section of Legal Education and Admissions to the Bar.

<sup>2</sup>J.D. and LL.B. Degrees Awarded, 2010-2011 Academic Year. American Bar Association Section of Legal Education and Admissions to the Bar.

[www.americanbar.org/content/dam/aba/administrative/legal\\_education\\_and\\_admissions\\_to\\_the\\_bar/statistics/jd\\_llb\\_degrees\\_awarded.pdf](http://www.americanbar.org/content/dam/aba/administrative/legal_education_and_admissions_to_the_bar/statistics/jd_llb_degrees_awarded.pdf)

## Women on Law Reviews<sup>1</sup>

Survey	Leadership Positions	Editors-in-Chief
Top 50 schools ranked by <i>U.S. News &amp; World Report</i>	46%	38%
<i>New York Law School Law Review</i> (NYLS) – all law schools not ranked in Top 50	56%	51%
Combined sample (Top 50 & NYLS)	54%	49%

<sup>1</sup> 2012-2013 *Law Review Diversity Report*. *New York Law School Law Review* and Ms. JD, December 2013.

[www.nylslawreview.com/wp-content/uploads/sites/16/2013/12/Law-Review-Diversity-Report-2013.pdf](http://www.nylslawreview.com/wp-content/uploads/sites/16/2013/12/Law-Review-Diversity-Report-2013.pdf)

# Women in the Judiciary

## Representation of United States Federal Court Women Judges

Type of Court	Total # of Seats	Women	% of Women
United States Supreme Court	8	3	37.5%
Circuit Court of Appeals (Active) <sup>1</sup>	167 active	60	35.9%
Federal District Court Judges (Active) in the U.S.			33% <sup>2</sup>

<sup>1</sup> *Women in the Federal Judiciary: Still a Long Way to Go*. National Women's Law Center, October, 2016. <http://nwlc.org/wp-content/uploads/2016/07/JudgesCourtsWomeninFedJud10.13.2016.pdf>

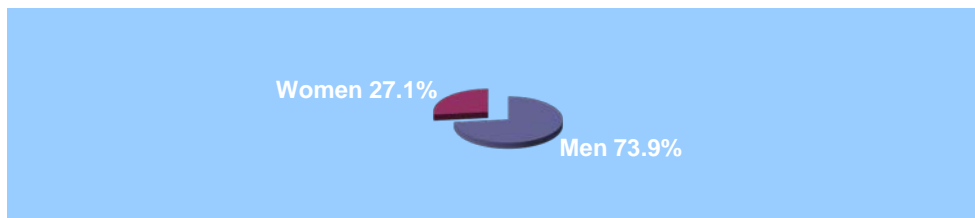
<sup>2</sup> *Women in the Federal Judiciary: Still a Long Way to Go*. National Women's Law Center, October, 2016. <http://nwlc.org/wp-content/uploads/2016/07/JudgesCourtsWomeninFedJud10.13.2016.pdf>

## 2016 Representation of United States State Court Women Judges

Type of Court	Total # of Seats	Women	% of Women
State Final Appellate Jurisdiction Courts	353	122	34.6%
State Intermediate Appellate Jurisdiction Courts	991	344	34.7%
State General Jurisdiction Courts	11,778	3,502	29.7%
State Limited and Special Jurisdiction Courts	4,884	1,628	33.3%
All State Court Judges in the U.S.	18,006	5,596	31.1%

National Association of Women Judges. [www.nawj.org/statistics/2016-us-state-court-women-judges](http://www.nawj.org/statistics/2016-us-state-court-women-judges)

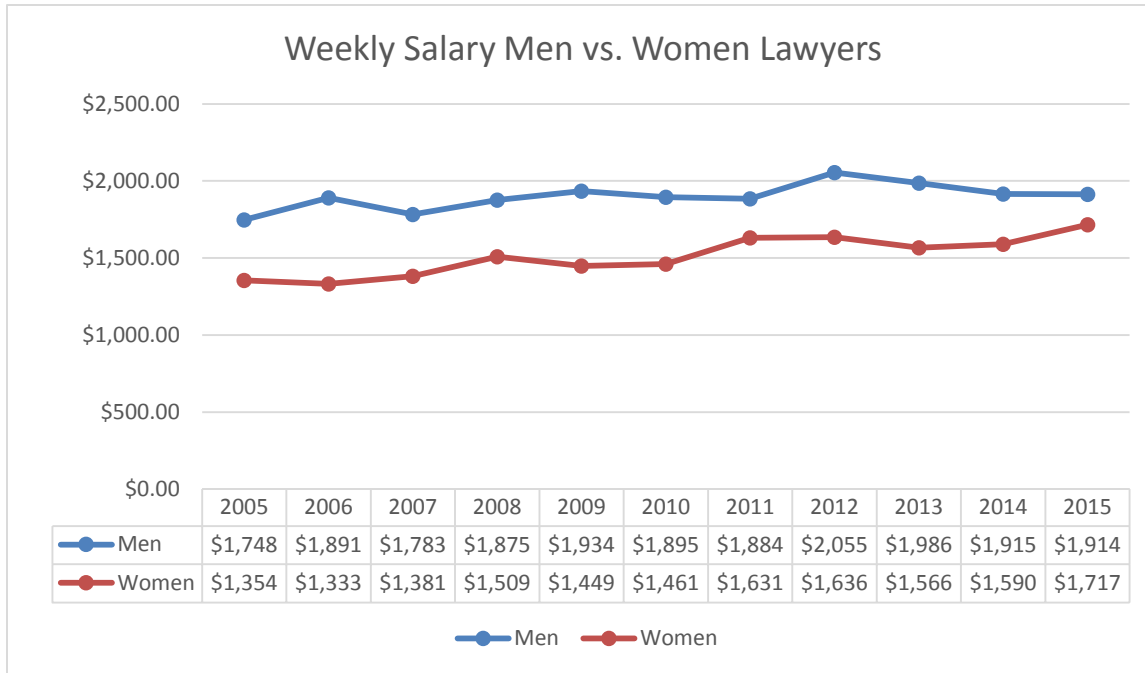
## Total Representation of Women - Federal & State Judgeships



*Women in Federal and State-Level Judgeships: A Report of the Center for Women in Government & Civil Society, Rockefeller College of Public Affairs & Policy, University at Albany, State University of New York.* Summer 2012. [www.albany.edu/womeningov/publications/summer2012\\_judgeships.pdf](http://www.albany.edu/womeningov/publications/summer2012_judgeships.pdf)

# Compensation

## Weekly Salary Men vs. Women Lawyers



### Women lawyers' weekly salary as a percentage of male lawyers' salary:

2005	2006	2007	2008	2009	2010	2011	2012	2013	2014	2015
77.5%	70.5%	77.5%	80.5%	74.9%	77.1%	86.6%	79.6%	78.9%	83.0%	89.7%

2015 Bureau of Labor Statistics, *Median weekly earnings of full-time wage and salary workers by detailed occupation and sex*. [www.bls.gov/cps/cpsaat39.htm](http://www.bls.gov/cps/cpsaat39.htm)

## Women Equity Partners Compensation

At the median, the typical female equity partner in the 200 largest firms earns 80% of the compensation earned by the typical male partner.

This figure represents the 30 firms that provided this data. *Report of the Ninth Annual National Survey on Retention and Promotion of Women in Law Firms*. National Association of Women Lawyers and NAWL Foundation, October 2015. [www.nawl.org/p/cm/ld/fid=82#surveys](http://www.nawl.org/p/cm/ld/fid=82#surveys)

## Women in the ABA

<b>ABA Lawyer Members</b>	292,037	101,062	34.6%
<b>Board of Governors</b>	44	19	43.2%
<b>Section/Division Chairs, 2016-2017 Bar Year</b>	28	12	42.9%
<b>Total Presidential Appointments, 2016-2017</b>	775	397	51.2%
<b>Committee Chair Appointments, 2016-2017</b>	93	37	39.8%
	<b>Total</b>	<b>Women</b>	<b>% Women</b>

ABA Commission on Women in the Profession, December 31, 2016.

### Women Presidents of the ABA:

- Linda A. Klein (2016-2017)
- Paulette Brown (2015-2016)
- Laurel Bellows (2012-2013)
- Carolyn B. Lamm (2009-2010)
- Karen J. Mathis (2006-2007)
- Martha W. Barnett (2000-2001)
- Roberta Cooper Ramo (1995-1996)

### Women Chairs of the House of Delegates:

- Deborah Enix- Ross (2016-)
- Patricia Lee Refo (2014-2016)
- Linda A. Klein (2010-2012)
- Laurel G. Bellows (2006-2008)
- Karen J. Mathis (2000-2002)
- Martha W. Barnett (1994-1996)

### Secretaries

- Mary T. Torres (2014-2017)
- Cara Lee T. Neville (2011-2014)
- Bernice B. Donald (2008-2011)
- Ellen F. Rosenblum (2002-2005)
- Donna C. Willard-Jones (1996-1999)

### Treasurer

- Alice E. Richmond (2008-2011)

### First Women Members of the ABA:

- Mary B. Grossman; Cleveland, OH (1918)
- Mary Florence Lathrop; Denver, CO (1918)

For more information on women's advancement into leadership positions in the ABA, see the ABA Commission on Women's *Goal III Report* at [www.ambar.org/goal3women](http://www.ambar.org/goal3women).

American Bar Association - Commission on Women in the Profession  
321 N. Clark Street, Chicago, IL 60654

Phone: 312-988-5715 • Email: [abacwp1@americanbar.org](mailto:abacwp1@americanbar.org) • Website: [www.americanbar.org/women](http://www.americanbar.org/women)